

## VISITING SURVICE ENGINEERING COMPANY: CORPORATE AND ABERDEEN OPERATIONS

### SURVICE CONTACT

Frank Gostomski  
frank.gostomski@survice.com  
410-273-7722

### HOTEL INFORMATION (RT 543)

#### • HOLIDAY INN

1326 Policy Drive  
Belcamp, MD 21017-1510  
410-272-2929

*If you mention you are going to SURVICE, the rate is \$82/night + tax (rate subject to change)*

#### • SPRINGHILL SUITES BY MARRIOTT

1420 Handlir Drive  
Bel Air, MD 21015-6602  
410-297-4970

#### • COUNTRY INN & SUITES

1435 Handlir Drive  
Bel Air, MD 21015-6602  
410-297-9444

### SECURITY INFORMATION

For all classified meetings, have your security personnel fax your request for visit authorization to the following address:

SURVICE Engineering Company  
4695 Millennium Drive  
Belcamp, MD 21017-1505  
410-272-7082 (fax)

If your organization is using JPAS, they may submit the visit request via JPAS and use the following SMO Code – 7T9885.

The SURVICE point of contact (POC) for your meeting should be provided on your visit request.

For additional security information or assistance, call Angela O'Laughlin (angela@survice.com) at 410-273-7722.

### DIRECTIONS

**FROM BALTIMORE** – Take exit to I-95 North, Fort McHenry Tunnel (toll). Continue north on I-95 to exit 80, Riverside/Churchville (Route 543). Turn right onto 543 south (toward Riverside). To visit our Applied Technology Operation, turn left on Brass Mill Rd and then take a right on Compass Point Rd **OR** to visit our other Aberdeen Operations, proceed to the Route 40 intersection. Turn left onto Route 40 west, go under the 543 overpass, and turn left at the first stop light onto Bata Boulevard. Proceed on Bata Boulevard to the third right (Millennium Drive) toward our Corporate and Aberdeen locations. Our Aberdeen Operation is the first building on the left. Our Corporate Headquarters is the second building on the left (above the Water's Edge Events Center).

**FROM WASHINGTON** – Follow I-95 north toward Baltimore through the Fort McHenry Tunnel (toll) to exit 80, Riverside/Churchville (Route 543). Turn right onto 543 south (toward Riverside). To visit our Applied Technology Operation, turn left on Brass Mill Rd and then take a right on Compass Point Rd **OR** to visit our other Aberdeen Operations, proceed to the Route 40 intersection. Turn left onto Route 40 west, go under the 543 overpass, and turn left at the first stop light onto Bata Boulevard. Proceed on Bata

Boulevard to the third right (Millennium Drive) toward our Corporate and Aberdeen locations. Our Aberdeen Operation is the first building on the left. Our Corporate Headquarters is the second building on the left (above the Water's Edge Events Center).

**BALTIMORE (BWI AIRPORT)** – Exit the airport and follow signs to Route 295 (Baltimore/ Washington Parkway) north. Follow I-95 north toward Baltimore through the Fort McHenry Tunnel (toll) to exit 80, Riverside/Churchville (Route 543). Turn right onto 543 south (toward Riverside). To visit our Applied Technology Operation, turn left on Brass Mill Rd and then take a right on Compass Point Rd **OR** to visit our other Aberdeen Operations, proceed to the Route 40 intersection. Turn left onto Route 40 west, go under the 543 overpass, and turn left at the first stop light onto Bata Boulevard. Proceed on Bata Boulevard to the third right (Millennium Drive) toward our Corporate and Aberdeen locations. Our Aberdeen Operation is the first building on the left. Our Corporate Headquarters is the second building on the left (above the Water's Edge Events Center).

**FROM PHILADELPHIA** – Follow I-95 south toward Baltimore, cross over the Susquehanna bridge, and proceed to exit 80, Riverside/ Churchville (Route 543). Turn left onto 543 south (toward Riverside). To visit our Applied Technology Operation, turn left on Brass Mill Rd and then take a right on Compass Point Rd **OR** to visit our other Aberdeen Operations, proceed to the Route 40 intersection. Turn left onto Route 40 west, go under the 543 overpass, and turn left at the first stop light onto Bata Boulevard.  
*continued...*

# VISITING SURVICE ENGINEERING COMPANY'S CORPORATE AND ABERDEEN OPERATIONS

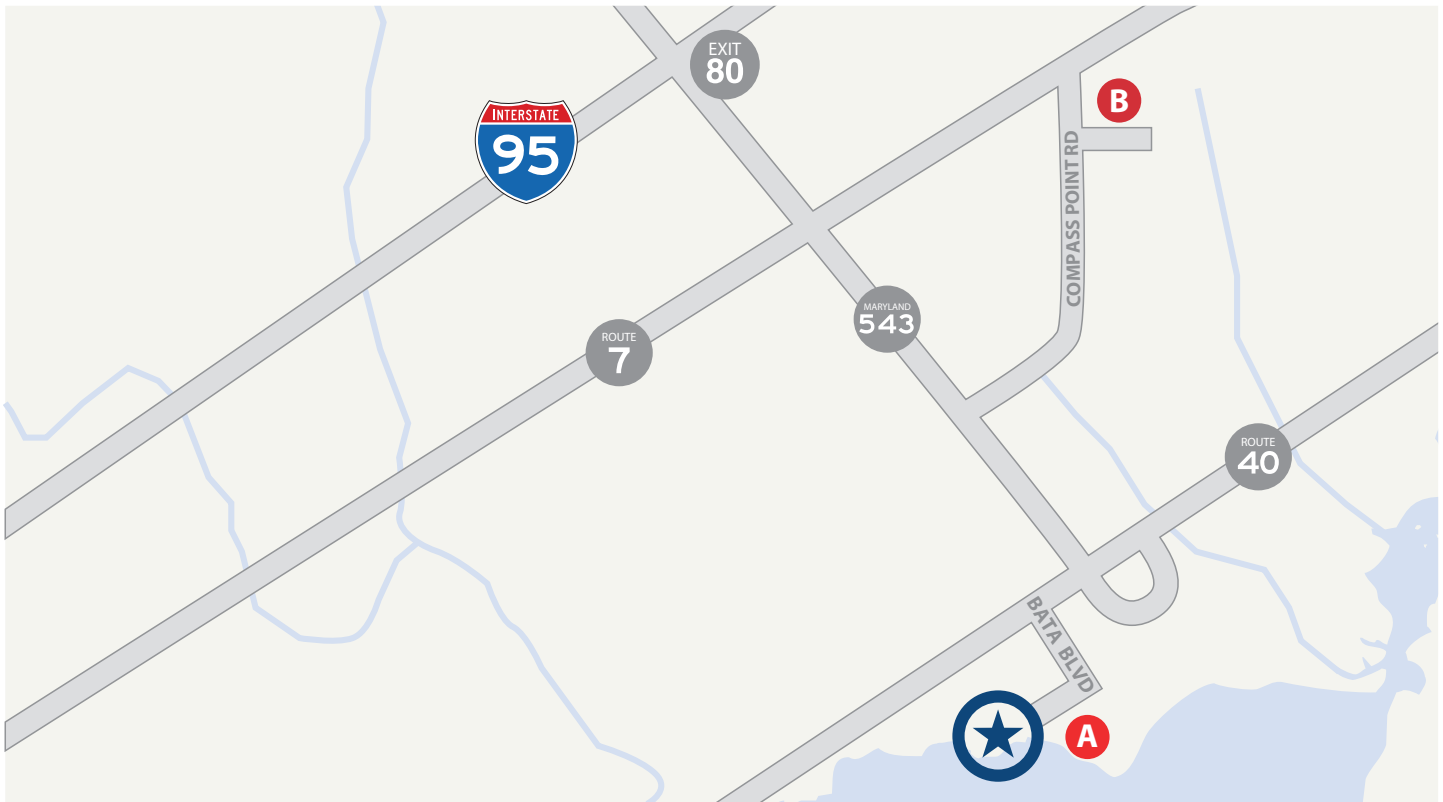
Proceed on Bata Boulevard to the third right (Millennium Drive) toward our Corporate and Aberdeen locations. Our Aberdeen Operation is the first building on the left. Our Corporate Headquarters is the second building on the left (above the Water's Edge Events Center).

**FROM ABERDEEN** – Follow signs toward Route 40 west. Take Route 40 west for approximately 5 miles, go under the Route

543 overpass, and take an immediate left onto Bata Boulevard. Proceed on Bata Boulevard to third right (Millennium Drive) toward our Corporate and Aberdeen locations. Our Aberdeen Operation is the first building on the left. Our Corporate Headquarters is the second building on the left (above the Water's Edge Events Center). To visit our Applied Technology Operation, follow signs toward Route 40 west. Take

Route 40 west for approximately 5 miles and take the left exit to Route 543 (Churchville). Turn right on Brass Mill Rd and then take a right on Compass Point Rd.

See our website ([WWW.SURVICE.COM](http://WWW.SURVICE.COM)) for online directions and more info on SURVICE.



## SURVICE CORPORATE OFFICES

4687 Millennium Drive, Second Floor  
Belcamp, MD 21017



## SURVICE ABERDEEN AREA OPERATION & SURVICE METROLOGY

4695 Millennium Drive  
Belcamp, MD 21017



## SURVICE APPLIED TECHNOLOGY OPERATION

4603A Compass Point Road  
Belcamp, MD 21017

2020

[WWW.SURVICE.COM](http://WWW.SURVICE.COM)

# VISITING SURVICE ENGINEERING COMPANY'S CORPORATE AND ABERDEEN OPERATIONS

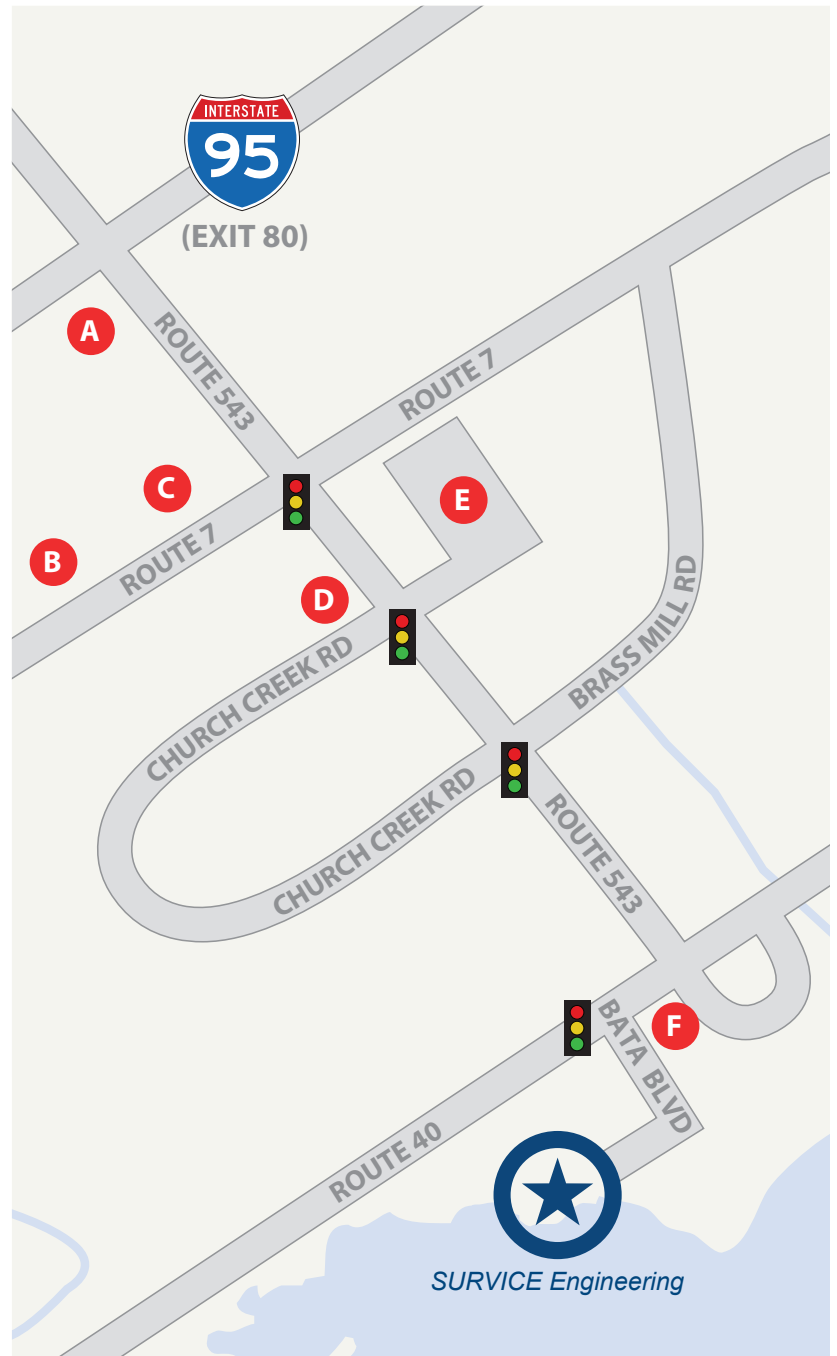
## PLACES TO EAT

### THE FOLLOWING PLACES ARE ALL LOCATED OFF OF ROUTE 543:

- A. Cracker Barrel** – From 543, make a left at the third light (Route 7). Take the first right.
- B. Bushmill Tavern** – From 543, make a left at the third light (Route 7). Then make a left at the intersection of Calvary Road.
- C. Pizza Hut, Riverside Pub & Grill, and Lee's Asian Bistro** – From 543, make a left at the third light (Route 7). Make the second right onto Handlir Drive.
- D. Burger King and Arby's** – From 543, make a left at the second light.
- E. McDonald's, Waffle House, Riverside Pizzeria, and Subway** – Follow 543 to the shopping center at the second light on the right.
- F. Boulevard Bistro** – Turn left onto Bata Boulevard, and the restaurant is located on the right before the light.

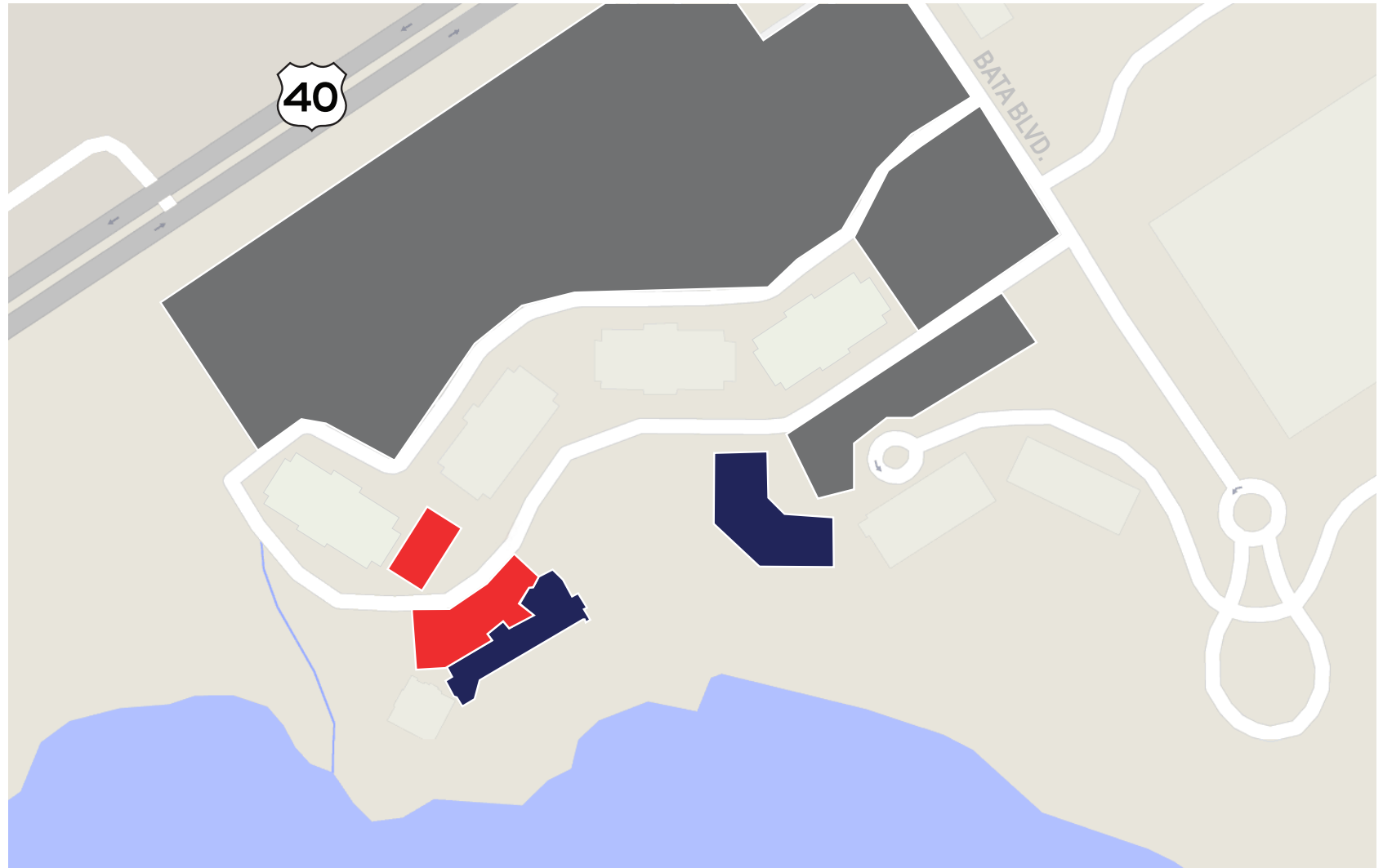
### TO GET TO ROUTE 543 FROM SURVICE ENGINEERING COMPANY:

1. Make a left off of Millennium Drive
2. Go to light and take the yield on the right
3. Stay in that lane and yield right onto Route 543
4. Follow directions above for the place to eat



# VISITING SURVICE ENGINEERING COMPANY'S CORPORATE AND ABERDEEN OPERATIONS

## AVAILABLE PARKING



■ SURVICE BUILDING   ■ AVAILABLE PARKING   ■ OFF-LIMITS PARKING

[WWW.SURVICE.COM](http://WWW.SURVICE.COM)

4695 Millennium Drive, Belcamp, Maryland 21017 | 410-273-7722 | [frank.gostomski@survice.com](mailto:frank.gostomski@survice.com)